

INSTRUCTIONS FOR GATE JUDGES:

1. Only mark faults
2. Draw a diagram showing the fault, including a representation of the gate locations and where you were standing when seeing the fault
3. Document any interference with a racer's run

Gate Keeper Card -- Faults Only: Run: 1 2

Race Date / Name: _____ GS SL

Men Women

Gate Keeper Name: _____

Gate Keeper Signatue: _____

Cell Phone Number: _____

INSTRUCTIONS FOR GATE JUDGES:

1. Only mark faults
2. Draw a diagram showing the fault, including a representation of the gate locations and where you were standing when seeing the fault
3. Document any interference with a racer's run

Gate Keeper Card -- Faults Only: Run: 1 2

Race Date / Name: _____ GS SL

Men Women

Gate Keeper Name: _____

Gate Keeper Signatue: _____

Cell Phone Number: _____

INSTRUCTIONS FOR GATE JUDGES:

1. Only mark faults
2. Draw a diagram showing the fault, including a representation of the gate locations and where you were standing when seeing the fault
3. Document any interference with a racer's run

Gate Keeper Card -- Faults Only: Run: 1 2


Race Date / Name: _____ GS SL

Men Women

Gate Keeper Name: _____

Gate Keeper Signatue: _____


Cell Phone Number: _____



Bib Number: _____

Any other notes:


Diagram: + Blue o - Red x - Your location



Bib Number: _____

Any other notes:

Diagram: + Blue o - Red x - Your location



Bib Number: _____

Any other notes:

Diagram: + Blue o - Red x - Your location